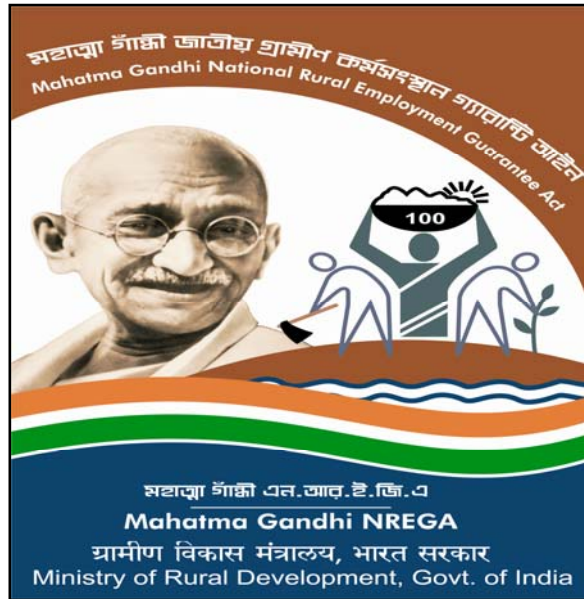




सत्यमेव जयते

IMPLEMENTATION
OF
THE MAHATMA GANDHI
NATIONAL RURAEMPLOYMENT
GUARANTEE ACT, 2005
IN JALPAIGURI



Office of the District Programme Coordinator
MGNREGS -WB

&

District Magistrate
Jalpaiguri

Govt. of West Bengal

Phone: 03561 - 222334 / 224826

Helpline (Toll-free): 1800-345-3215

e-mail: nrega.jalpaiguri@gmail.com

website: www.nregajalpaiguri.com

**MAHATMA GANDHI
NATIONAL RURAL EMPLOYMENT
GUARANTEE SCHEME, 2006**

ANNUAL PERFORMANCE REPORT



FOR THE YEAR 2011-12

PREFACE

The Mahatma Gandhi National Rural Employment Guarantee Act is an unparalleled initiative by the Government in transforming and re-energizing the rural India by way of providing livelihood security to millions of rural poor. 100 days of guaranteed employment per household per year at the fixed minimum wages would not only reduce the widespread unemployment in rural areas, but also strikes a blow the inert wage arrangement for the rural unskilled workers.

The rights based MGNREGS emphasizes on community participation in planning, implementation, monitoring and evaluation (Social Audit) of the scheme. It also aims at enabling the local governments to move towards good governance through the provisions for transparency and accountability.

Annual Report 2011-12 is intended as a summary of our activities through the year in order to implement the MGNREGA, 2005 in the district of Jalpaiguri.

We are sure that the report will be helpful in evolving an action agenda for all the stakeholders responsible for the success of the scheme.

We thank all our stakeholders and, most of all, the people we serve.

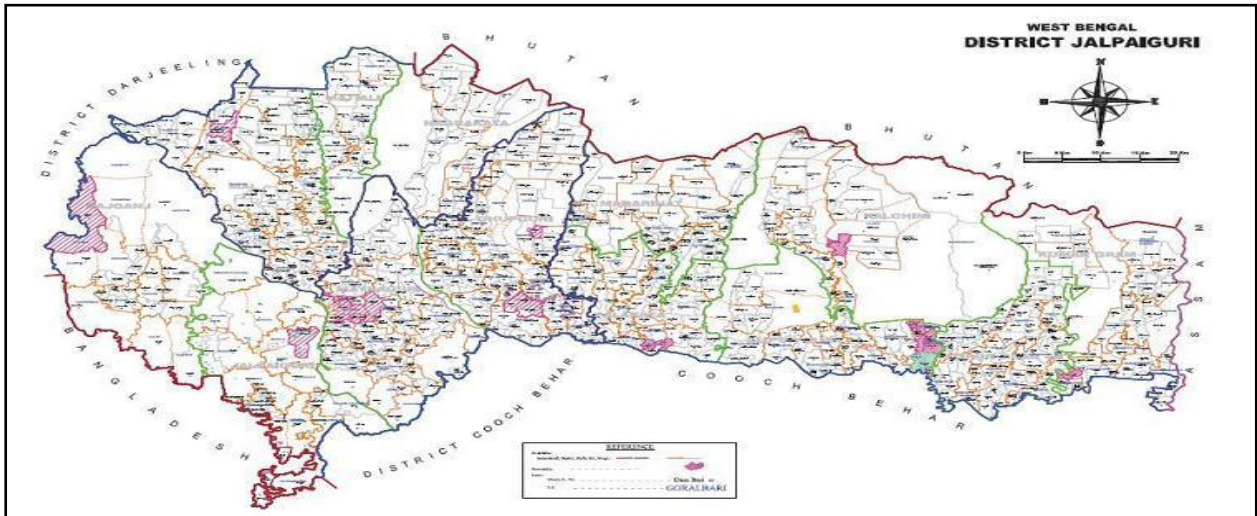
Date: 15th August, 2012


District Programme Coordinator
MGNREGS
&
District Magistrate
Jalpaiguri.

দয়া কিংবা করুণা নয়, কাজ এখন অধিকার

JALPAIGURI

Jalpaiguri district (Bengali: জলপাইগুড়ি জেলা) is the largest district of North Bengal, covering an area 6,245 km². It is situated between 26° 16' and 27° 0' North latitudes and 88° 4' and 89° 53' East longitudes. The district was established in 1869. The headquarters of the



district are at Jalpaiguri town, which is also the divisional headquarter of north Bengal and has its special importance in respect of tourism, forest, hills, tea gardens, scenic beauty and a wide variety of tribes like the Totos, etc.

The name Jalpaiguri came from the Bengali word jalpai meaning "olive" because of the olives which grew in the town and were seen even in 1900. The suffix guri means a place. The name can also be associated with Jalpesh, the presiding deity (Shiva) of the entire region.

Presently Jalpaiguri is the part of West Bengal which is situated in North Bengal. The district situated in the northern part of West Bengal has international borders with Bhutan and Bangladesh in the north and south respectively and district borders with Assam and the Darjeeling hills in the east, west and northwest.

Climate

ClimateThe average annual rainfall is 3160 mm and the average temperature ranges from 30.9 to 10.8 degrees throughout the year. The average relative humidity is about 82%.

Tropography

The entire topography is crisscrossed with rivulets, rivers and hills. Jalpaiguri - this narrow stretch of land lying between the Sikkim - Darjeeling Himalayas and Gangetic West Bengal has more than often evoked a sense of both eerie and romanticism in many a heart since the early British Rule. Veined by mighty rivers like the Teesta, Torsa, Jaldhaka, Raidak, Dyna, Neora, Sankosh etc. this piece of land has been aptly named as the land of 'Tea, Timber and Tourism'. A major stretch of area is bordered in the north by Bhutan and hence the name - Dooars/Duars which mean - Door of Bhutan.

The Mahatma Gandhi National Rural Employment Guarantee Act, 2005 (MGNREGA) was notified on September 7, 2005. It came into force from 2nd February 2006 to give effect to the provisions of the Act in Jalpaiguri District along with nine other districts of West Bengal.

The mandate of the Act in brief are:-

1. To provide up to one hundred days of guaranteed employment in a financial year, on demand, to every household in the rural areas, registered under the Act.
2. To augment livelihood resource base of the rural poor through creation of durable assets for employment generation in a sustainable manner.



Besides it also aims for ensuing:

- i. social protection for the most vulnerable people living in rural India
- ii. livelihood security for the poor through creation of durable assets, improved water security, soil conservation and higher land productivity
- iii. drought-proofing and flood management in rural India
- iv. empowerment of the socially disadvantaged, especially women, scheduled castes and schedules tribes, through the processes of a rights-based legislation
- v. strengthening decentralization, participatory planning through convergence of various anti-poverty and livelihoods initiatives
- vi. deepening democracy at the grass-roots by strengthening Panchayati Raj Institutions
- vii. effecting greater transparency and accountability in governance



Progress of various aspects of implementation of the MGNREGA in the district during the year 2011-12 has been narrated in this report in detail.

Building Awareness on Rights under the Act and Providing Registration

Under the Act every rural household, who are willing to do unskilled manual work, are entitled to 100 days work in a financial year on demand. MGNREGA essentially provides for a right-based approach. While 634460 job cards were issued by the end of the year 2010-11 the number of job cards issued went up to 644948 only by the end of the financial year implying the increase in number of job cards issued has been only by

10488. The Block - wise number of household registered under the Act & household whom Job Cared is issued is shown in the table below

Sl. No.	Block	Application Registered	Cumulative No of HH issued Job Cards (Till the reporting month)			
			SC	ST	Others	Total
1	Alipurduar-I	40448	21046	8586	10816	40448
2	Alipurduar-II	45215	17364	5073	22778	45215
3	Dhupguri	80508	39105	16764	22691	78560
4	Falakata	52321	23579	9964	18589	52132
5	Kalchini	59688	8537	31469	19521	59527
6	Kumargram	40056	16532	13485	9845	39862
7	Madarihat Birpara	39294	7539	16324	15431	39294
8	Mal	58540	18394	20606	19540	58540
9	Matiali	24986	5981	12141	6675	24797
10	Maynaguri	70443	50663	1053	18259	69975
11	Nagrakata	26331	3949	15086	7296	26331
12	Rajganj	51625	29922	2727	18976	51625
13	Sadar	58642	34782	4355	19505	58642
	Total:	648097	277393	157633	209922	644948

It will appear from that table that 99.51% of the rural households registered under MGNREGA have been issued job cards by the concerned Gram Panchayat. Job card renewal process is under process in all the Gram Panchayats.

Demand for Employment

MGNREGS is basically a demand driven programme. Actual provision of employment is based on demand expressed by the registered persons at the Gram Panchayat. During the year 2011-12 total 385508 households demanded wage employment and 385251 households were provided employment during the year. The block-wise position of employment demanded and employment provided is shown in the following table.

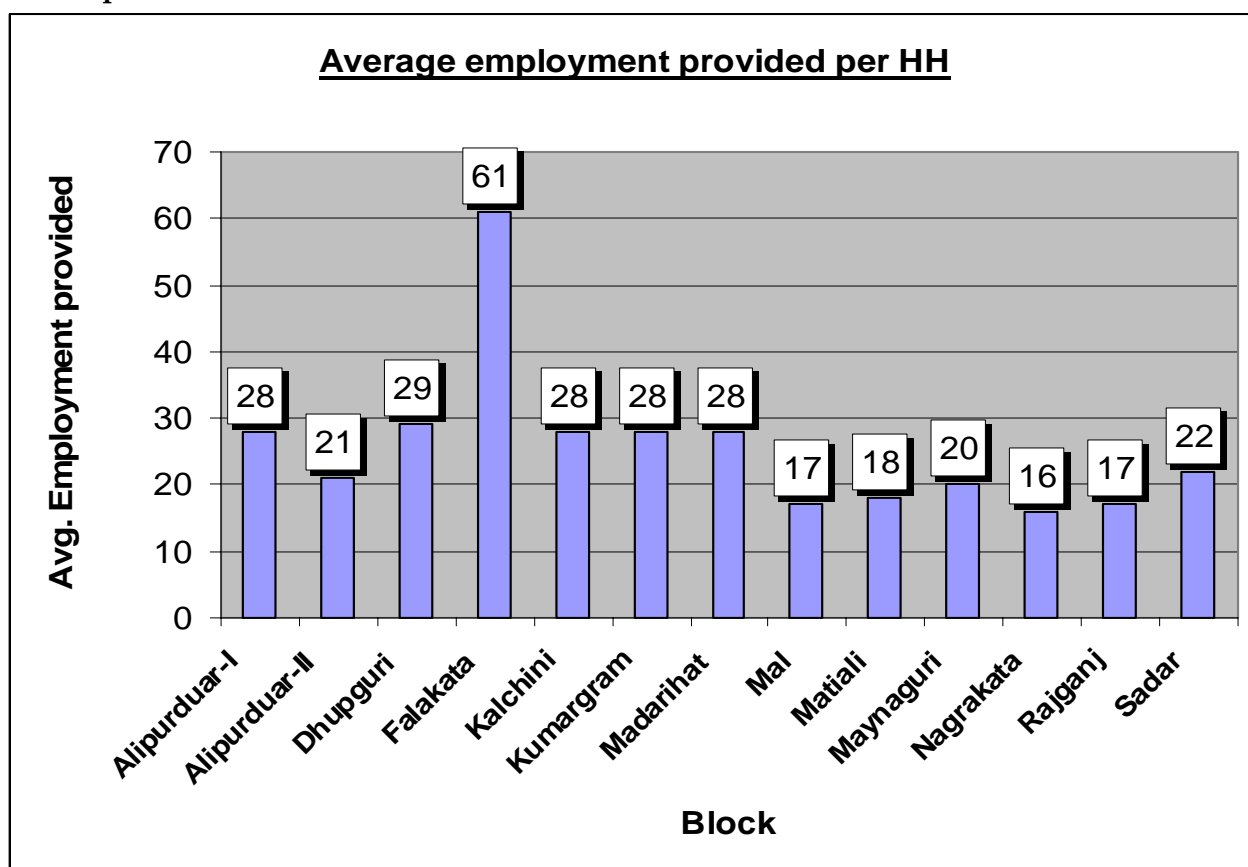
Sl. No.	Block	Cumulative No. of HH demanded employment (Till the reporting month)	Cumulative No. of HH provided employment (Till the reporting month)
1	Alipurduar-I	17922	17922
2	Alipurduar-II	23916	23916
3	Dhupguri	45749	45749
4	Falakata	30530	30530
5	Kalchini	37737	37737
6	Kumargram	32793	32643
7	Madarihat Birpara	25613	25613
8	Mal	25384	25384
9	Matiali	23527	23527
10	Maynaguri	38584	38477
11	Nagrakata	18523	18523
12	Rajganj	27022	27022
13	Sadar	38208	38208
	Total:	385508	385251

Generation of Employment

The important indicators for implementation of this programme are the total generation of employment, total number of households who got employment and the average number of days of employment received by those households. During the year total 101.01 lakh person days were generated by 385251 households under the programme.

The average employment per households works out to be 26 days, which is marginally higher than the previous year's figure of 22 days. The Blocks which provided employment per household for more than the district average are Alipurduar I, Dhupguri, Kalchini, Kumargram & Madarihat - Birpara. Highest numbers of days of employment of 61 days on an average was provided in Falakata Block. On the lower side, only 16 days employment on an average was provided in the Block of Nagrakata which is of course a Block with highest coverage of Tea Gardens and has low demand for such employment. Less than 20 days employment per household on an average was provided in the Blocks of Mal, Matiali, Nagrakata & Rajganj. The bar graph 4.1 shows the position for the year 2011-12 for different Blocks.

Bar Graph 4.1

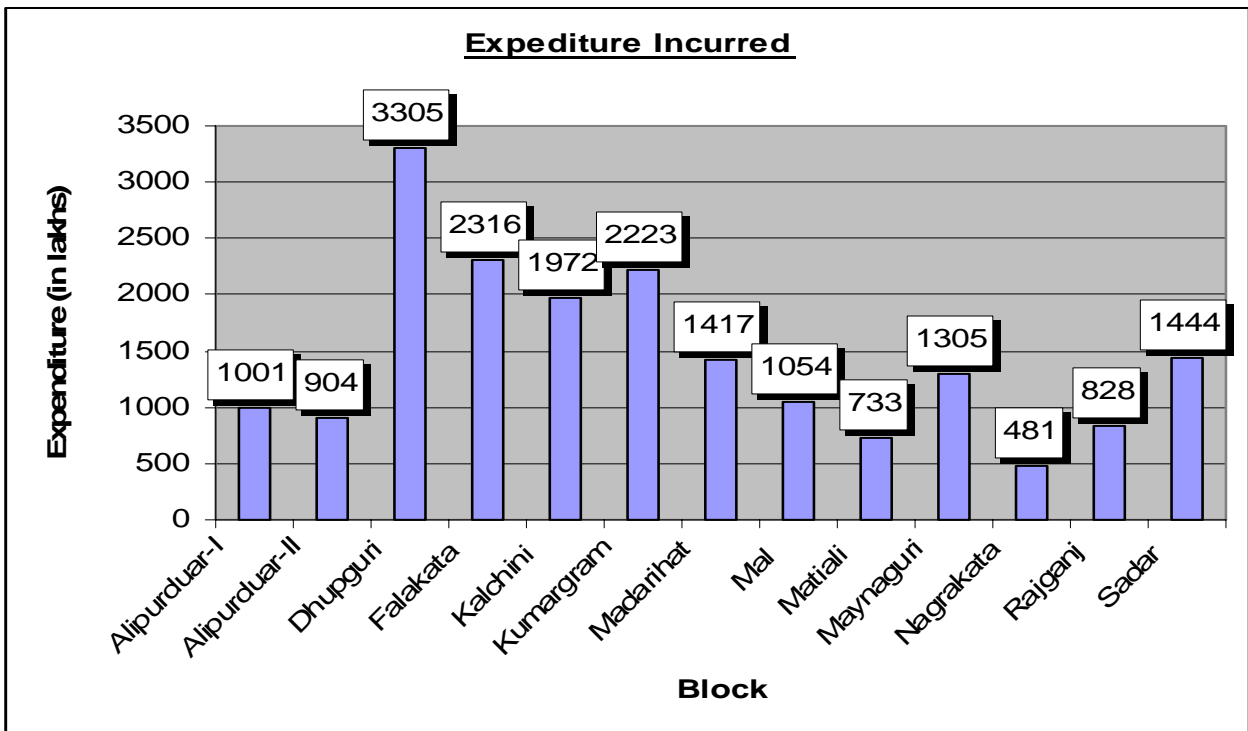


Financial Performance

The opening balance of all the districts taken together as on 01.04.11 was Rs 737.33 Lakh. Total fund availability during the year was Rs 20785.13 Lakh, out of which Rs 18000.00 Lakh was received as central share and Rs 1900.00 Lakh as state share. Total expenditure for the year amounted to Rs 19269.52 Lakh. Out of the total expenditure, an amount of Rs 12994.24 Lakh has been spent on unskilled labour with creation of 101.01 lakh mandays and wage earned per person-day has been Rs 128.64 only. Wage rate that prevailed during the year was Rs 130/- vide order no 377(19)-RD/NREGA/18S-06/09 dated 18-01-2011 of the Principal Secretary, P&RD, Govt. of WB.

The expenditure incurred for the year 2011-12 was Rs 19269.52 lakhs compared to Rs 12697.58 lakhs incurred during 2010-11. The average expenditure as percentage of available fund for the year 2011-12 is 93% comparable to 95% of the year 2010-11.

Expenditure made by different blocks is shown in the following graph



Gram Panchayat-wise Performance

Gram Panchayat (GP) is the most important unit of local government in respect of MGNREGA, since the responsibility of issuing Job Card after registering the households and providing employment on demand is its responsibility. Expenditure per GP is one important indicator of the effectiveness of the GP in articulating the demand and meeting the same by providing employment on demand.

The average expenditure per GP under MGNREGA during 2011-12 was Rs 130.01 lakh. An average of 69061.13795 persondays was generated involving 383062 nos. of households during the year 2011-12.

Best Performing Gram Panchayats:

Alipurduar I Block:

Chakowakheti is a Gram Panchayats in Alipurduar I Block where MGNREGA has been implemented successfully. 79% of the job card holders of the GP belong to Scheduled Castes and 11% belong to Scheduled Tribes of the total 5091 households registered under MGNREGA. Job Card holders of 3374 households demanded employment during the year 2011-12 and all the 3374 households have been provided employment under MGNREGA.

Chakowakheti Gram Panchayat generated 101107 persondays during the year and expended an amount of Rs. 192.22159/- providing an average of 30 days of employment to those who demanded for unskilled labour work under MGNREGS. None of the households were provided 100 days of work during the year 2011-12.

Alipurduar II Block:

Tatpara I is a Gram Panchayats in Alipurduar II Block where MGNREGA has been implemented successfully. 40% of the job card holders of the GP belong to Scheduled Castes and 2% belong to Scheduled Tribes of the total 3103 households registered under MGNREGA. Job Card holders of 3200 households demanded employment during the year 2011-12 and all the 3200 households have been provided employment under MGNREGA.

Tatpara I Gram Panchayat generated 85600 persondays during the year and expended an amount of Rs. 123.21/- providing an average of 27 days of employment to those who demanded for unskilled labour work under MGNREGS. 42 nos. of the households were provided 100 days of work during the year 2011-12.

Dhupguri Block:

Salbari I is one of the Gram Panchayats in Dhupguri Block where MGNREGA has been implemented successfully. 60% of the job card holders of the GP belong to Scheduled Castes and 15% belong to Scheduled Tribes of the total 3878 households registered under MGNREGA. Job Card holders of 1500 households demanded employment during the year 2011-12 and all the 1500 households have been provided employment under MGNREGA.

Salbari I Gram Panchayat generated 142031 persondays during the year and expended an amount of Rs. 205.43404/- providing an average of 95 days of employment to those who demanded for unskilled labour work under MGNREGS. None of the households were provided 100 days of work during the year 2011-12.

Falakata Block:

Guabarnagar is one of the Gram Panchayats in Falakata Block where MGNREGA has been implemented successfully. 70% of the job card holders of the GP belongs to Scheduled Castes and 4% belong to Scheduled Tribes of the total 6511 households registered under MGNREGA. Job Card holders of 3845 households demanded employment during the year 2011-12 and all the 3845 households have been provided employment under MGNREGA.

Guabarnagar Gram Panchayat generated 266071 persondays during the year and expended an amount of Rs. 306.82453/- providing an average of 69 days of employment to those who demanded for unskilled labour work under MGNREGS. Around 352 households were provided 100 days of work during the year 2011-12.

Kalchini Block:

Kalchini is one of the Gram Panchayats in Kalchini Block where MGNREGA has been implemented successfully. 12% of the job card holders of the GP belong to Scheduled Castes and 55% belong to Scheduled Tribes of the total 6511 households registered under MGNREGA. Job Card holders of 6457 households demanded employment during the year 2011-12 and all the 6457 households have been provided employment under MGNREGA.

Kalchini Gram Panchayat generated 212501 persondays during the year and expended an amount of Rs. 222.26132/- providing an average of 33 days of employment to those who demanded for unskilled labour work under MGNREGS. None of the households were provided 100 days of work during the year 2011-12.

Kumargram Block:

Khoardanga II is one of the Gram Panchayats in Kumargram Block where MGNREGA has been implemented successfully. 56% of the job card holders of the GP belong to Scheduled Castes and 19% belong to Scheduled Tribes of the total 3262 households registered under MGNREGA. Job Card holders of 3117 households demanded employment during the year 2011-12 and all the 3117 households have been provided employment under MGNREGA.

Khoardanga II Gram Panchayat generated 169145 persondays during the year and expended an amount of Rs. 412.34996/- providing an average of 54 days of employment to those who demanded for unskilled labour work under MGNREGS. 229 nos. of households were provided 100 days of work during the year 2011-12.

Madarihat - Birpara Block:

Khairbari is one of the Gram Panchayats in Madarihat - Birpara Block where MGNREGA has been implemented successfully. 30% of the job card holders of the GP

belong to Scheduled Castes and 22% belong to Scheduled Tribes of the total 4525 households registered under MGNREGA. Job Card holders of 2856 households demanded employment during the year 2011-12 and all the 2856 households have been provided employment under MGNREGA.

Khairbari Gram Panchayat generated 115640 persondays during the year and expended an amount of Rs. 210.71247/- providing an average of 41 days of employment to those who demanded for unskilled labour work under MGNREGS. 151 nos. of households were provided 100 days of work during the year 2011-12.

Mal Block:

Rungamuttee is one of the Gram Panchayats in Mal Block where MGNREGA has been implemented successfully. 14% of the job card holders of the GP belong to Scheduled Castes and 64% belong to Scheduled Tribes of the total 7499 households registered under MGNREGA. Job Card holders of 6349 households demanded employment during the year 2011-12 and all the 6349 households have been provided employment under MGNREGA.

Rungamuttee Gram Panchayat generated 126945 persondays during the year and expended an amount of Rs. 416.41733/- providing an average of 20 days of employment to those who demanded for unskilled labour work under MGNREGS. 11 nos. of households were provided 100 days of work during the year 2011-12.

Matiali Block:

Matiali Hat is one of the Gram Panchayats in Matiali Block where MGNREGA has been implemented successfully. 30% of the job card holders of the GP belong to Scheduled Castes and 44% belong to Scheduled Tribes of the total 4559 households registered under MGNREGA. Job Card holders of 2382 households demanded employment during the year 2011-12 and all the 2382 households have been provided employment under MGNREGA.

Matiali Hat Gram Panchayat generated 105997 persondays during the year and expended an amount of Rs. 147.59882/- providing an average of 45 days of employment to those who demanded for unskilled labour work under MGNREGS. 09 nos. of households were provided 100 days of work during the year 2011-12.

Maynaguri Block:

Saptibari I is one of the Gram Panchayats in Maynaguri Block where MGNREGA has been implemented successfully. 59% of the job card holders of the GP belong to Scheduled Castes and 0.2% belong to Scheduled Tribes of the total 4060 households registered under MGNREGA. Job Card holders of 3230 households demanded employment during the year 2011-12 and all the 3230 households have been provided employment under MGNREGA.

Saptibari I Gram Panchayat generated 83949 persondays during the year and expended an amount of Rs. 94.63759/- providing an average of 26 days of employment to those who demanded for unskilled labour work under MGNREGS. None of the households were provided 100 days of work during the year 2011-12.

Nagrakata Block:

Sulkapara is one of the Gram Panchayats in Nagrakata Block where MGNREGA has been implemented successfully. 9% of the job card holders of the GP belong to Scheduled Castes and 46% belong to Scheduled Tribes of the total 6176 households registered under MGNREGA. Job Card holders of 4353 households demanded employment during the year 2011-12 and all the 4353 households have been provided employment under MGNREGA.

Sulkapara Gram Panchayat generated 80286 persondays during the year and expended an amount of Rs. 121.92955/- providing an average of 18 days of employment to those who demanded for unskilled labour work under MGNREGS. None of the households were provided 100 days of work during the year 2011-12.

Sadar Block:

Kharija Berubari I is one of the Gram Panchayats in Sadar Block where MGNREGA has been implemented successfully. 89% of the job card holders of the GP belong to Scheduled Castes of the total 3307 households registered under MGNREGA. Job Card holders of 2530 households demanded employment during the year 2011-12 and all the 2530 households have been provided employment under MGNREGA.

Kharija Berubari I Gram Panchayat generated 117162 persondays during the year and expended an amount of Rs. 121.20551/- providing an average of 42 days of employment to those who demanded for unskilled labour work under MGNREGS. 18 nos. of households were provided 100 days of work during the year 2011-12.

Rajganj Block:

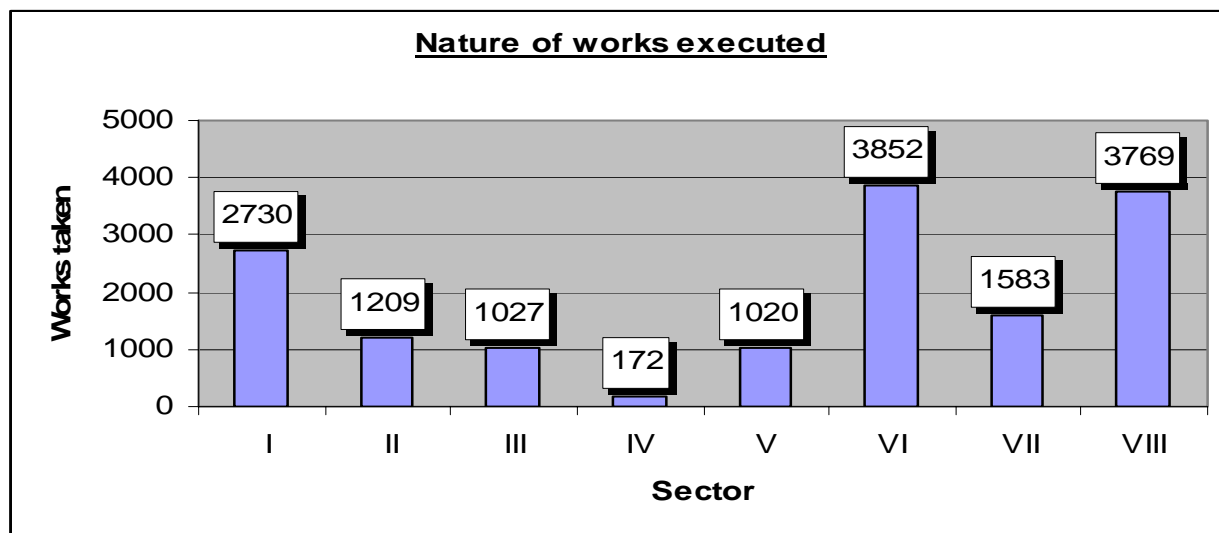
Shikarpur is one of the Gram Panchayats in Sadar Block where MGNREGA has been implemented successfully. 55% of the job card holders of the GP belong to Scheduled Castes and 23% of the job card holders of the GP belong to Scheduled Tribes of the total 5002 households registered under MGNREGA. Job Card holders of 2664 households demanded employment during the year 2011-12 and all the 2664 households have been provided employment under MGNREGA.

Shikarpur Gram Panchayat generated 71862 persondays during the year and expended an amount of Rs. 107.65549 /- providing an average of 27 days of employment to those who demanded for unskilled labour work under MGNREGS. None of the households were provided 100 days of work during the year 2011-12.

Works Taken up Under MGNREGA

The Act provides taking up only certain nature of works. During the year 2011-12, as many as 10609 works were completed and 4753 works were ongoing. This is comparable to 7321 numbers of works having been completed and 3834 works being in progress in the previous year 2010-11. The total number of works taking into account both the completed and ongoing works is higher in the current year (15362 nos.) compared to that of the previous year 2010-11 (11155 nos.).

The demand for improving road connectivity by constructing more roads is not only persisting but increasing over the years. The nature of scheme works taken up during the year is shown in the following table



Performance 2007-08 vs 2011-12:

Performance of the District Jalpigiuri w.r.t. various indicators during the last five years are shown in the following table

Sl. No.	Indicators	2007-2008	2008-2009	2009-2010	2010-2011	2011-2012
1.	Job Card Issued	559606	574495	612201	634460	644948
2.	Job Demanded	307354	192155	250452	365295	385508
3.	Job Provided	307254	192155	250452	361543	385251
4.	Mandays generated	80.38336	43.332	160.5565	80.8620	101.01
5.	Expenditure incurred	8265.23825	7177.40	20152.37513	12697.57666	19269.52
6.	Average no. of days of employment provided per HH	26	23	64	22	26
7.	Women Participation	28 %	40 %	47 %	45 %	41 %
8.	SC participation	43 %	39 %	45 %	44 %	46 %
9.	ST participation	29 %	34 %	27 %	24 %	25 %

Performance of Different Blocks Based on Selected Indicators

Block	Job Card Issued	Job Demanded	Job Provided	Mandays generated	Expenditure incurred	Average no. of days of employment provided per HH	Women Participation (%)	SC participation (%)	ST participation (%)
Alipurduar-I	40448	17922	17922	4.95	1001.16	28	47	60	21
Alipurduar-II	45215	23916	23916	5.14	904.22	21	41	48	23
Dhupguri	78560	45749	45749	13.33	3304.88	29	40	58	19
Falakata	52132	30530	30530	18.57	2316.18	61	35	52	18
Kalchini	59527	37737	37737	10.54	1971.87	28	45	14	51
Kumargram	39862	32793	32643	9.14	2222.94	28	38	48	26
Madarihat Birpara	39294	25613	25613	7.27	1416.62	28	55	23	37
Mal	58540	25384	25384	4.25	1053.77	17	43	24	38
Matiali	24797	23527	23527	4.25	732.74	18	53	28	51
Maynaguri	69975	38584	38477	7.63	1304.88	20	33	77	1
Nagrakata	26331	18523	18523	2.99	481.28	16	39	18	53
Rajganj	51625	27022	27022	4.72	828.08	17	46	53	11
Sadar	58642	38208	38208	8.23	1443.78	22	38	67	4

Performance of Different Line Departments

Name of Line Dept.	Expenditure (Rs. in Lakhs)	Mandays Generated
DFO Jalpaiguri	49.08	22653
DFO Wild Life II	9.63	5778
WBWLDC	2.88	1400
DFO (SC) North	58.86	34269
DFO Wild Life III	0.00	0
DFO (SF) Siliguri	6.47	4730
DFO (SF) Jalpaiguri	7.58	6869
DFO Baikantapur	26.65	12308
CADC Falakata	21.01	2221
DRDC	25.88	4923
FFDA	5.71	5029
BTR (East)	2.58	4369
BTR (West)	0.00	0

Proactive Disclosure

Proactive disclosure of key information regarding implementation of MGNREGA is one of the most important activities to ensure transparency in the MGNREGA works. Several instructions have been issued from District MGNREGS Cell emphasizing the need for such proactive disclosure at the GP and other PIA (Programme Implementation Agency) level so that the general public may have easy access to the information without asking for the same. All the GP and the Block Office has been asked to notify the monthly progress of implementation in a prescribed format by writing the same in a prominent wall of their office. This is being mostly followed as observed through field visits.

The following documents w.r.t. MGNREGS in Jalpaiguri are now in the public domain:

- Approved Sectors of works under MGNREGS
- List of Employees & job chart
- Abstract of the Labour Budget prepared by the District Programme Co-ordinator
- Abstract of Annual Plan
- Monthly Progress Report
- Statutory Forms & Registers
- Abstract of Financial Audit Reports
- District MGNREGS Fund Utilization Certificate
- Tenders and all documents related to purchasing
- Schedule of Rates & Wage Rates
- Contact details of District MGNREGS Officials
- Training & IEC Material

District Monthly Progress Report is being sent regularly to the District Library.

District MGNREGS Cell, Jalpaiguri is planning to bring the following documents in the public domain during 2012-2013:

1. Summary of Grievance & Redressal Register
2. Summary of Inspections
3. Summary of Muster Roll Verification
4. Gram Panchayat & Block MGNREGS Fund Utilization Certificate
5. Annual Performance Report
6. Gram Panchayat Report on Performance Indicators
7. Employment Guarantee Fund Statement
8. Sanction Orders

District MGNREGS Cell, Jalpaiguri is committed to bring all the relevant documents under MGNREGS within the public domain in days to come.

The Cell received 10 applications during the year under Right to Information Act, 2005 from different stakeholders. One of the applicants was from the BPL family. Information was provided against all the application within the stipulated time.

Pilot on Implementation of MGNREG Audit of Schemes Rule, 2011:

Jalpaiguri was one of the three district selected by P&RD, Govt. of WB for conduction of pilot on Implementation of the MGNREG Audit of Schemes Rule, 2011. A five - day training was provided to the 05 officials of Jalpaiguri at APARD, Hyderabad during January, 2012.

As per the schedule for pilot on Implementation of MGNREG Audit of Schemes Rule, 2011 prepared by the District Programme Coordinator, Jalpaiguri the pilot was conducted at Bidhannagar Gram Panchayat of Matiali Block during March, 2012. This was not only the first in the district but was first in the entire state of West Bengal.



MGNREGS Helpline:

Jalpaiguri has its own District Helpline (Toll-free), first of its kind in the entire Northern Region of West Bengal for MGNREGS. The Helpline number 1800-345-3215 has already been printed on the Job Cards in use for MGNREGS in the district. The Helpline number is also displayed on the Public Information Boards in all the Gram Panchayats for public information.

Complaints basically covered the following issues:

1. Poor quality of MGNREGS works.
2. Non-completion / execution of works included in the Annual Action Plan.
3. Excavation of land without permission of the owner.
4. Non-payment of wages in due time.
5. Non-allotment of work.
6. Irregularities of MGNREGA work.
7. Unauthorized holding of job cards by Supervisor and G.P. member.
8. Misappropriation of Govt. money with the MGNREGS scheme.
9. Non-Cooperation for opening & operating Saving Bank/Post Office Account.

District MGNREGS Website:

Jalpaiguri came up with its dedicated website (www.nregajalpaiguri.com) for the MGNREGS on 23rd June, 2011 to bring the details of various activities taken up under MGNREGS within the public domain.

Documents viz. Monthly Progress Reports, Utilization Certificates, Annual Action Plan, details of the Members of Gram Panchayat Social Audit Teams, related acts & guidelines, IEC materials, power-point presentations, information on inspection, muster roll verification, wage rates, schedule of rates, success stories, profile & job chart of District & Block officials etc are now posted at the website for the public information.

Stakeholder can also lodge complaint through the website in fractions of seconds and keep track of the action taken thereof.

PERFORMANCE OF THE GRAM PANCHAYATS ON PERFORMANCE INDICATORS DURING 2011-2012

Sl. No.	Gram Panchayat	Persondays Generated	Expenditure (in Lakhs)	Employment Provided	Women Participation (%)	HH completed 100 days
1.	Guabarnagar	266071	307	69	26	352
2.	Deogaon	265381	221	74	22	0
3.	Moiradanga	262602	196	64	17	38
4.	Jateswar I	230723	198	119	38	42
5.	Kalchini	212501	222	33	49	0
6.	Dalsingpara	190432	407	46	49	123
7.	Khoardanga II	169145	412	54	16	229
8.	Dhanirampur II	162250	306	55	56	85
9.	Salbari I	142031	205	95	40	0
10.	Kumargram	141558	291	34	53	3
11.	Salkumar	138208	256	38	60	85
12.	Rungamuttee	126945	416	20	53	11
13.	Falakata II	125688	146	41	47	23
14.	Khoardanga I	125184	282	38	41	4
15.	Jateswar II	125004	251	55	34	18
16.	Gadhearkuthi	124975	280	33	53	0
17.	Dhanirampur I	124323	94	103	23	0
18.	Banarhat I	120160	260	28	39	0
19.	Kharija Berubari I	117162	121	42	32	18
20.	Malangi	116886	166	21	21	0
21.	Khairbari	115640	211	40	51	151
22.	Banarhat-II	114225	166	28	41	0
23.	Boalmari Nandanpur	113146	174	53	49	138
24.	Birpara II	109727	188	45	54	92
25.	Sakoyajhora I	109267	235	36	46	0
26.	Matiali Hat	105997	148	44	73	9
27.	Kharia	102900	124	24	48	2
28.	Chakowakheti	101107	192	30	35	0
29.	Mendabari	100977	210	35	31	0
30.	Jharaltagram II	100183	196	57	40	21
31.	South Berubari	98749	183	31	26	0
32.	Indong Matiali	98353	157	10	46	41
33.	Kamakshyaguri II	96293	158	42	49	2
34.	Volka Barobisha I	95289	200	33	33	2
35.	Rangalibazna	94714	147	31	52	14
36.	Jaigaon II	90748	145	46	70	0
37.	Gadong II	86790	228	39	27	18

38.	Tatpara I	85600	123	27	32	42
39.	Bidhan Nagar	84857	154	25	40	27

Sl. No.	Gram Panchayat	Persondays Generated	Expenditure (in Lakhs)	Employment Provided	Women Participation (%)	HH completed 100 days
40.	Barogharia	84408	190	23	30	0
41.	Saptibari I	83949	95	26	17	0
42.	Mondalghat	83804	123	25	41	4
43.	Hantapara	82053	137	22	55	14
44.	Sulkapara	80286	122	18	43	0
45.	Churabhandar	79966	74	21	24	0
46.	Satali	79181.4	148	51	50	0
47.	Magurmari I	78934	279	26	40	0
48.	Rajabhatkhawa	77352	152	37	42	0
49.	Looksan	75082	103	19	48	0
50.	Matiali Batabari II	74793	156	27	46	37
51.	Lankapara	74633	168	23	60	20
52.	Shikarpur	71862	108	27	46	0
53.	Kamakshyaguri I	71007	122	27	44	0
54.	Latabari	70227	144	47	40	0
55.	Falakata I	68876	113	74	51	29
56.	Chengmari (Kumargram)	68193	135	28	37	0
57.	Khagrabari II	68006	109	25	44	7
58.	Amguri	67997	125	27	42	23
59.	Champaguri	67108	94	13	43	0
60.	Volka Barobisha II	66938	145	32	42	7
61.	Gadong I	66370	171	21	30	0
62.	Magurmari II	66143	222	34	40	0
63.	Madarihat	64302	103	23	57	0
64.	Rydak	64244	132	18	31	0
65.	Purbakathalbari	63936	134	24	59	5
66.	Baropatia Nutan Bos	63198	118	32	29	21
67.	Garopara	63143	115	14	40	0
68.	Domohoni II	62626	128	23	28	0
69.	Samuktala	61957	92	32	12	28
70.	Birpara I	61867	176	29	52	30
71.	Mahjherdabri	61850	105	28	100	0
72.	Matiali Batabari I	61194	93	12	60	31
73.	Salkumar-I	61112	129	102	35	15
74.	Panikouri	60660	100	15	33	2
75.	Bandapani	60485	111	29	69	32
76.	Banchukamari	60304	106	33	65	7
77.	Kukurjan	59224	84	18	51	0
78.	Jharaltagram I	57437	128	78	19	0

79.	Ramshai	57143	106	16	7	0
80.	Parokata	56690	95	20	35	0

Sl. No.	Gram Panchayat	Persondays Generated	Expenditure (in Lakhs)	Employment Provided	Women Participation (%)	HH completed 100 days
81.	Binnaguri (Dhupguri)	55139	228	12	54	0
82.	Madhabdanga I	54065	108	24	32	0
83.	Maynaguri	53638	94	18	50	0
84.	Belakoba	52589	111	22	35	0
85.	Salbari II	52552	153	28	31	0
86.	Binnaguri (Rajganj)	52432	79	27	49	0
87.	Angrabhasa II	52392	80	16	29	0
88.	Sukhani	50877	104	12	43	0
89.	Bagrakote	47801	83	17	52	0
90.	Sakoyajhora II	47316	104	12	42	0
91.	Dalgaon	46885	71	30	65	4
92.	Arabindo	46528	68	21	48	4
93.	Turturi	46211	89	31	24	15
94.	Khagrabari I	45467	77	19	49	0
95.	Sishujhumra	44722	123	16	54	0
96.	Majhiali	44539	63	16	28	7
97.	Kumlai	44154	86	19	40	0
98.	Patlakhawa	43303.23	75	31	40	3
99.	Bhatibari	43200	69	17	45	0
100.	Nagar Berubari	41812	66	12	34	0
101.	Domohoni I	41665	72	43	41	0
102.	Damdim	41542	77	11	40	0
103.	Moulani	41518	59	27	43	0
104.	Mahakalguri	39914	86	13	32	13
105.	Patkata	39270	70	14	45	0
106.	Jaigaon I	38918	61	11	55	0
107.	Saptibari II	38748	73	18	37	0
108.	Salkumar II	38718	72	39	41	15
109.	Chapararpar II	37610	58	20	39	0
110.	Goralbari	36190	56	11	10	0
111.	Dharmapur	35366	67	22	40	0
112.	Pararpar	33643	54	16	55	7
113.	Mathura	33330	58	20	56	2
114.	Parangerpar	33070	85	36	55	25
115.	Madhabdanga II	31736	52	10	41	0
116.	Sannyasikata	30941	65	18	36	0
117.	Mantadari	30864	60	33	22	0
118.	Chapararpar I	29649	41	20	37	2
119.	Barnesh	28219	78	14	24	0
120.	Tatpara II	27767	43	19	35	0

121.	Chamurchi	27517	193	12	60	0
122.	Tesimla	25986	59	19	2	0
Sl. No.	Gram Panchayat	Persondays Generated	Expenditure (in Lakhs)	Employment Provided	Women Participation (%)	HH completed 100 days
123.	Chengmari (Mal)	25975	71	9	35	0
124.	Vivekananda I	25495	44	24	61	0
125.	Angrabhasa I	24004	44	13	14	0
126.	Kohinoor	23501	64	14	72	6
127.	Chapadanga	21733	40	32	20	2
128.	Dabgram II	21286	30	8	90	0
129.	Rajadanga	20871	60	211	36	17
130.	Fulbari I	19604	39	21	82	1
131.	Fulbari II	19041	28	18	72	0
132.	Tapshikhata	18827.51	40	13	37	0
133.	Totopara Ballalguri	18467	34	33	45	0
134.	Vivekananda II	15369	23	19	43	0
135.	Paharpur	13798	26	11	38	0
136.	Chuapara	13599	54	4	48	0
137.	Padamati II	13427	41	6	16	0
138.	Turturikhanda	11799	175	3	30	30
139.	Oodlabari	10146	31	5	58	0
140.	Dabgram I	9572	14	20	60	0
141.	Lataguri	9143	25	13	61	0
142.	Kranti	8964	24	12	53	0
143.	N.K.S.	4052	148	2	44	43
144.	Bahadur	2469	33	2	48	0
145.	Kharija Berubari II	2436	59	1	40	0
146.	Padamati I	1213	2	6	28	0

ACTIVITIES AT A GLANCE



Social Audit Public Hearing at Bidhan Nagar Gram Panchayat



Sapling distribution at Shikarpur Gram Panchayat



Bharat Nirman Rajiv Gandhi Sewa Kendra at Purba Kanthalbari Gram Panchayat



Women in the field for asset creation



Nursery raising by SHGs



Citizen information board "Aapni Janen Ki"

STORIES FROM THE FIELD

MGNREGS - A BOON FOR THE PEOPLE IN THE FALAKATA BLOCK

Dalgaon Gram Panchayat is located in Falakata Block of Jalpaiguri district, West Bengal. The population of Gram Panchayat is 12638. Earlier, villagers entirely depended on the job provided by the tea garden. Due to very low wage rate, the people used to migrate. On introduction of MGNREGS the villagers received justified wages. They were happy that their wages were linked with the CPI and are enhanced time to time. This helped in ensuring their livelihood security. Rs. 60.95 lakhs has been disbursed as wage to 1562 household for the financial year 2011-12. This assured income with the help of MGNREGS has reduced poverty.

She is *Smt. Fulo Munda* who belongs to Dalgaon gram Panchayat in Falakata block of Jalpaiguri district. She is from a poor family and all the adult members of the Households need to go for work to earn their bread for the day. With the introduction of the MGNREG scheme, her family life has changed. Now she can take care of her family member also.

Her daughter and son regularly go to school. Their tuition fees are being paid from the wages that she & her husband earned from MGNREGS work. They wish it could give job for at least 200 days!



Falakata-1 Gram Panchayat is located in Falakata Block of Jalpaiguri district, West Bengal. The population of Gram Panchayat is 23423. Earlier, huge number of villagers were fully depends on the seasonal job. In a large part of year they had no work. Due to unavailability of work opportunity during the year, the people used to migrate. On introduction of NREGS in the villages, people enhance their livelihood security. Rs. 113.39 lakhs has been disbursed as wage to 937 household for the financial year 2011-12. This assured income with the help of MGNREGS has reduced poverty as well as provide job security throughout the year.



He is *Sri Jogannath Barman* who lives in Falakata-1 village with his family. He belongs to Scheduled Caste community. Jogannath's occupation is making Pandal. A certain time of the year he had to spend as unemployed. Jogannath said even then, he stuck to our occupation during the year 2007, when the scheme was introduced, like many other co-villagers, he just ignored to attend the works allotted under the scheme.

However, later he learned from my neighbours that they are earning a handsome amount per week as wages. Then he decided to register his name for the Job Card. Now he has no time to spend sitting without work during the year. Because of the Mahatma Gandhi NREGA he was able to clear his debt. Now he has LIC Policy also.

১০০ দিনের কাজ নিয়ে রাজ্যে প্রথম অডিট মেটেলেতে

সিবিএন ইলনাম • মেটেলে

১০০ দিনের কাজে সমগ্র রাজ্যের ১০০ দিনের কাজে প্রথম অডিট মেটেলেতে করা হবে।



জলপাইগুড়ি জেলায় প্রথম অডিট মেটেলেতে অডিট করা হচ্ছে।

১০০ দিনের কাজে প্রথম অডিট মেটেলেতে করা হবে।

১০০ দিনের কাজে প্রথম অডিট মেটেলেতে করা হবে।

১০০ দিনের কাজে প্রথম অডিট মেটেলেতে করা হবে।

সংশোধনী

১০০ দিনের কাজে প্রথম অডিট মেটেলেতে করা হবে।

পৌধে বনে কমাড়ি টাচ আধার



মুকামাড়া পৌর পীঠা কী বনজাল কন্নী মহিলা

১০০ দিনের কাজে প্রথম অডিট মেটেলেতে করা হবে।

মহিলাएं वन रहीं स्वावलंबी

১০০ দিনের কাজে প্রথম অডিট মেটেলেতে করা হবে।

একশোদিনের পাসবই বানিয়ে ভারতসেরা জলপাইগুড়ি

১০০ দিনের কাজে প্রথম অডিট মেটেলেতে করা হবে।



নীলগাতি সাহা - সভাপতি

১০০ দিনের কাজে প্রথম অডিট মেটেলেতে করা হবে।

জবকার্ডের জন্য ফোটা তোলা শুরু

মেটেলে, ২৩ নভেম্বর : মেটেলে ব্লকে ১০০ দিনের কাজের নতুন জবকার্ডের জন্য পরিবারের সদস্যদের গ্রুপ ফোটা তোলার কাজ শুরু হয়েছে।

নতুন জবকার্ডের মেটেলে ব্লকের নাটিয়ালা-বাতাবাড়ি-২ গ্রাম পঞ্চায়েতের ১৮/১৩১ নং সংসদে জব কার্ডের জন্য ফোটা তোলা হয়। গ্রাম পঞ্চায়েত সূত্রে জানা গেছে, নাটিয়ালা-বাতাবাড়ি-২ গ্রাম পঞ্চায়েতের সাংসদ সংসদে ফোটা তোলার কাজ শেষ হয়েছে। জবকার্ড নবীকরণও হয়েছে। এখানের জবকার্ড পরিবারের সদস্যদের নামের সঙ্গে গ্রুপ জবও থাকবে। মেটেলের যুগ্ম সমিতি উন্নয়ন আঞ্চলিক সারস্বত তত্ত্বাচার জানান, ব্লকের পাটটি গ্রাম পঞ্চায়েতের এই কাজ করা হবে।

বক্তৃদান শিবির

১০০ দিনের কাজে মিলল সেন আমলের মুদ্রা

১০০ দিনের কাজে প্রথম অডিট মেটেলেতে করা হবে।

১০০ দিনের কাজে প্রথম অডিট মেটেলেতে করা হবে।

MONTHLY PROGRESS REPORT

Part I

Block	Application Registered	Cumulative No of HH issued jobcards (Till the reporting month)				Cumulative No of HH demanded employment (Till the reporting month)	Cumulative Labour Budget estimation of employment provided (Till the reporting month)	Cumulative No of HH provided employment (Till the reporting month)	No. of HH working under NREGA during the reporting month	Cumulative Labour Budget estimation of persondays (Till the reporting month)	Cumulative Persondays generated (in Lakhs) (till the reporting month)					Cumulative No of HH completed 100 days (Till the reporting month)	No. of HH which are beneficiary of land reform/ IAY	No. of Disabled beneficiary individuals	
		SC	ST	Others	Total						SC	ST	Others	Total	Women				Minorities out of Col. 9C
2		3a	3b	3c	3d	4	5	6	7	8	9a	9b	9c	9d	9e	9f	10	11	12
Alipurduar-I	40448	21046	8586	10816	40448	17922	7763	17922	11395	342603	2.95	1.05	0.96	4.95	2.34	0.06	54	1160	50
Alipurduar-II	45215	17364	5073	22778	45215	23916	9012	23916	2339	397597	2.47	1.20	1.47	5.14	2.12	3.49	106	1133	278
Dhupguri	80508	39105	16764	22691	78560	45749	26643	45749	34361	1135845	7.71	2.55	3.08	13.33	5.27	0.10	39	1834	74
Falakata	52321	23579	9964	18589	52132	30530	17092	30530	12283	754202	9.64	3.32	5.60	18.57	6.52	2.07	701	2809	36
Kalchini	59688	8537	31469	19521	59527	37737	15302	37737	18393	675161	1.52	5.42	3.60	10.54	4.71	0.61	123	1494	10
Kumargram	40056	16532	13485	9845	39862	32793	25215	32643	18760	1112598	4.40	2.38	2.36	9.14	3.44	2.19	320	491	64
Madarihat	39294	7539	16324	15431	39294	25613	16741	25613	11769	738688	1.67	2.70	2.89	7.27	4.00	1.11	353	0	0
Mal	58540	18394	20606	19540	58540	25384	12825	25384	2768	565953	1.03	1.61	1.61	4.25	1.82	0.19	30	446	40
Matiali	24986	5981	12141	6675	24797	23527	6071	23527	13610	267893	1.18	2.18	0.90	4.25	2.27	0.04	145	777	111
Maynaguri	70443	50663	1053	18259	69975	38584	24467	38477	22931	1079631	5.85	0.05	1.74	7.63	2.48	0.14	30	436	51
Nagrakata	26331	3949	15086	7296	26331	18523	6650	18523	3388	293447	0.53	1.59	0.87	2.99	1.18	0.27	0	996	127
Rajganj	51625	29922	2727	18976	51625	27022	7997	27022	9118	352860	2.50	0.52	1.70	4.72	2.17	1.11	10	975	6
Sadar	58642	34782	4355	19505	58642	38208	7984	38208	16248	352361	5.51	0.30	2.41	8.23	3.11	0.83	187	621	21
Total:	648097	277393	157633	209922	644948	385508	183762	385251	177363	8068839	46.96	24.87	29.18	101.01	41.43	12.21	2098	13172	868

MONTHLY PROGRESS REPORT

Part II

Name of the Block	Actual O.B. as on 01.04.10	Released last year but received during the current year		Release During the Current year		Misc. Receipt	Total Availability (4+5+6+7+8)	Cumulative Labour Budget estimation of Total Expenditure (Till the reporting month)	Cumulative Expenditure (Rs. in lakh)					
		Central	State	Central	State				On unskilled wage	On semi-skilled and skilled wage	On material	Administrative Expenses		Total (9+10+11+12)
												Recurring	Non-Recurring	
1	2	3	4	5	6	7	8	9	10	11	12	13	14	15
Alipurduar-I	23.5			950.17584		2.96	976.64	685.22	638.84	33.33	233.39	92.12	3.48	1001.16
Alipurduar-II	32.12			913.38874		3.01	948.52	795.19	703.74	33.91	112.91	30.07	23.58	904.22
Dhupguri	43.37			3363.84531		4.41	3411.62	2271.69	1891.97	103.25	1217.29	50.27	42.10	3304.88
Falakata	64.68			2287.86259		5.87	2358.41	1508.40	1563.07	96.23	584.95	35.37	36.56	2316.18
Kalchini	17.85			2001.74263		5.41	2025.00	1350.32	1289.40	107.56	504.80	51.89	18.22	1971.87
Kumargram	10.19			2243.74422		8.37	2262.31	2225.20	1348.36	103.47	717.86	25.80	27.46	2222.94
Madarihata	11.67			1410.64692		2.58	1424.89	1477.38	983.39	65.97	321.75	14.45	31.06	1416.62
Mal	26.38			1118.21592		1.95	1146.54	1131.91	714.19	53.08	258.53	9.42	18.54	1053.77
Matiali	15.07			734.89232		1.08	751.04	535.79	560.48	35.35	104.89	24.17	7.83	732.74
Maynaguri	58.6			1387.97772		11.04	1457.62	2159.27	946.63	56.09	257.60	27.64	16.91	1304.88
Nagrakata	24.69			478.87077		1.15	504.71	586.90	396.80	25.54	34.93	15.99	8.02	481.28
Rajganj	40.06			780.05079		3.30	823.41	705.72	624.08	36.56	117.68	39.36	10.40	828.08
Sadar	41.81			1471.09976		7.45	1520.36	704.72	1125.68	66.13	203.98	32.62	15.36	1443.78
Total	409.99	0	0	19142.51353		58.58	19611.08	16146.69	12786.64	816.49	4670.56	449.18	259.53	18982.40
Line Deptt.	171.41			252.80115			424.21		207.60					207.60
District Cell	155.9373			18000.00	1900.00	89.21	20145.14831					57.02	22.49	79.52
Total	327.3473	0	0	18000.00	1900.00	89.21	20569.36		207.60	0.00	0.00	57.02	22.49	287.12
G.T.	737.3373	0	0	18000.00	1900.00	147.79	20785.13		12994.24	816.49	4670.56	506.21	282.02	19269.52

BANK & POST OFFICE REPORT

Name of the Gram Panchayat	No. of Bank Account opened		Amount of Wages disbursed through Bank Accounts (in Rs.)	No. of Post Office Account opened		Amount of Wages disbursed through Post Office Accounts (in Rs.)
	Individual	Joint		Individual	Joint	
2	5	6	7	8	9	10
Alipurduar-I	3802	0	83.52	35944	320	555.31979
Alipurduar-II	7895	36	126.15055	26404	45	577.58889
Dhupguri	920	752	235.45	8751	3637	1656.52
Falakata	15635	612	454.30559	45236	59	1108.76
Kalchini	18953	345	493.13156	34990	3086	796.26824
Kumargram	4445	1606	195.24	30311	5853	1153.12
Madarihat	4466	53	91.16	35893	4300	892.23
Mal	2380	11	32.3459	32582	1389	681.84768
Matiali	0	0	0.00	51609	368	560.48
Maynaguri	7679	0	57.42875	48857	0	889.20282
Nagrakata	2816	0	46.62	28539	0	350.17195
Rajganj	2906	0	23.4143	45847	4733	600.67012
Sadar	2741	0	95.03521	38657	0	1030.64862



The Mahatma Gandhi National Rural Employment Guarantee Act 2005
Official Website of Jalpaiguri District



District Report at a Glance

[Home](#) | [About Us](#) | [DPC/DM](#) | [MIS](#) | [Order and Circulars](#) | [Contact Us](#)

As on 30/04/2012

Employment provided to HHS: 8140 nos.
Persondays (in lac): Total: 1.55, SCs: 0.51 [33.38%], STs: 0.45 [29.35%], Women : 0.56 [36.39%], Others: 0.57 [37.26%]
Works taken up: 3493 nos., Works completed: 139 nos., Works in progress: 3354 nos.
Total exp: 351.88 lac, GP wise avg exp: 2.39 lac



[Social Audit](#) | [Monthly Progress Report](#) | [UC Report](#) | [Grievance and Ombudsman](#) | [Success Story](#) | [Presentation](#) | [Year Wise Action Plan](#) | [Tender Notice](#)

দয়া কিংবা করুণা নয়, কাজ এখন অধিকার

Help Line: 1800-345-3215 [Toll Free]

Menu

[Convergence with Line Departments](#)

[Training and IEC](#)

[Allotment of Funds](#)

[Statutory Forms and Publication](#)

[Acts and Guidelines](#)

[RSBY](#)

[Block Programme Management Unit](#)

[SMS Information System](#)

[District Map](#)

[Inspection and MRV](#)

[Labour Budget](#)

[Nursery and Social Forestry](#)

[Accounts](#)

[Audit Report](#)

[Wages and Schedule of Rates](#)

[Image Gallery](#)

Welcome

The Mahatma Gandhi National Rural Employment Guarantee Act, 2005 :

An Act to provide for the enhancement of livelihood security of the households in rural areas of the country by providing at least one hundred days of guaranteed wage employment in every financial year to every household whose adult members volunteer to do unskilled manual work and for matters connected therewith or incidental thereto

[Read More...](#)

Current News

Order regarding Ceiling upto 100 days.

Format for Work Completion Report under MGNREGS in Jalpaiguri

Revised units of Performance Audit of MGNREGS

MGNREGA Audit Programme 2011-12

Complaints and Reports

- ✦ [Complaint & Redressal Register](#)
- ✦ [Lodge Online Complaints](#)
- ✦ [Online Complaints for PIAs](#) **New**
- ✦ [Report on Inspection \(District\)](#) **New**
- ✦ [Report on Inspection \(Block\)](#) **New**
- ✦ [Report on Muster Roll Verification \(Block\)](#) **New**
- ✦ [Sanction Order Register](#)

Achievements

Jalpaiguri, in the state of West Bengal nestled between the hills of Bhutan, the marshy grasslands of Assam and the plains of Bangladesh, largely comprises of tea gardens and forest villages.

With the support of MGNREGA, District Administration has succeeded to reopen 12 TGs which were closed for last 6-8 years and this innovation has been appreciated by the Central Government by awarding our District, the prestigious "National Award for Excellence in MGNREGA Administration" for outstanding performances in the year 2009-10 and for innovative application for livelihood security in reopened TGs through MGNREGA. Permissible works under MGNREGS are being extended to these TGs in order to provide employment to the Labourers having Job Cards during lean period and creation of assets in the Gardens for community developments. That has been awarded to us by the Prime Minister Dr. Manmohan Singh in presence of UPA Chairperson Smt. Sonia Gandhi at Vigyan Bhawan, New Delhi on 2nd February 2011.



Award for Effective Initiative

[Read More...](#)

Important Links



[Official Website of GOI/MGNREGA](#)



[National Portal of India](#)




[Official Website of West Bengal Govt.](#)




[Official Website of Jalpaiguri District](#)



[Official Website, Jalpaiguri Zilla Parishad](#)



আপনি জানেন কি ?



মহাত্মা গান্ধী জাতীয় গ্রামীণ কর্মসংস্থান গ্যারান্টি কর্মসূচিতে

১. ৫ বছর অতিক্রম করেছে এমন সকল জব কার্ডের নবিকরণ চলছে। সমস্ত নবিকরণ বিনা মূল্যে করা হবে। পুরোনো সকল জব কার্ড পরিবারের কাছে থাকবে।
২. পরিবার-ভিত্তিক একটা জব কার্ড হয়। আপনার জব কার্ড ও পাস বই আপনার নিজের কাছে থাকবে।
৩. চাহিদার ভিত্তিতে প্রত্যেক পরিবার ১০০ দিনের অদক্ষ শ্রমের কাজ পাবে। প্রাপ্ত-বয়স্ক সমস্ত মহিলা ও পুরুষ কাজ পেতে পারে।
৪. কাজের আবেদন ৪ (ক) বা সাদা কাগজে নিজের নাম, জব কার্ড নং ও কত দিন কাজের চাহিদা লিখে গ্রাম পঞ্চায়েতে জমা দিতে হয়। প্রতিটি আবেদনের প্রাপ্তিস্বীকার রসিদ গ্রাম পঞ্চায়েত আপনাকে দেবে।
৫. চাহিদানুসারে ১৫ দিনের মধ্যে আপনি অদক্ষ শ্রমিকের কাজ পাবেন।
৬. প্রতি ২৫ জন শ্রমিক পিছু ১ জন সুপারভাইজার দেখাশোনার জন্য নিযুক্ত থাকে।
৭. সুপারভাইজার মাষ্টার রোল প্রতিদিন কর্মস্থলে আনবে। চাহিদানুসারে তা শ্রমিকগণের পরিদর্শনের জন্য প্রস্তুত করবে।
৮. জব কার্ড প্রতিদিন কর্মস্থলে আনতে হবে। সুপারভাইজার আপনার কাজের তথ্য কর্মস্থলে আপনার জব কার্ডে লিপিবদ্ধ করবে।
৯. প্রতিবন্ধী বা বয়স্ক ব্যক্তিদের মাধ্যমে হালকা ধরনের কাজ যা এই ব্যক্তিদের দ্বারা করা সম্ভব দেওয়া যেতে পারে।
১০. আপনার মজুরী গ্রাম পঞ্চায়েত আপনার এম.জি.এন.আর.ই.জি.এস. -এর পোষ্ট-অফিস বা ব্যাঙ্ক একাউন্টে জমা করে দেবে।
১১. আপনার এম.জি.এন.আর.ই.জি.এস. -এর পোষ্ট-অফিস বা ব্যাঙ্ক একাউন্টে জমা টাকা আপনার নিজের টাকা যা আপনি যে কোন সময় তুলতে পারেন।
১২. এম.জি.এন.আর.ই.জি.এস. -এর মাধ্যমে এস.সি. / এস.টি, বি.পি.এল, ইন্দিরা আবাস যোজনা উপভোক্তা, ভূমি সংস্কার উপভোক্তা, ক্ষুদ্র ও প্রান্তিক চাষী নিজের ব্যক্তিগত জমিতে পুকুর বা কুঁয়া খনন, জমি সমতলিকরণ, জমির পাথর বা বালি সরিয়ে উৎপাদন ক্ষমতা বাড়ানো, জমিতে সেচের সুযোগ বাড়ানো, জমিতে ফলের বাগান তৈরি করা ও অর্থপোকারী গাছ লাগানো, বাস্তু জমির উন্নয়ন ইত্যাদি করতে পারেন।
১৩. গত আর্থিক বছরে কমপক্ষে ১৫ দিন কাজ করে থাকলে এই আর্থিক বছরে আপনি জাতীয় স্বাস্থ্য বিমা যোজনা -র সুবিধা পাবেন।
১৪. আপনার সংসদের কাজের মূল্যায়ন আপনি নিজে সামাজিক নিরীক্ষার মাধ্যমে করতে পারেন। গ্রাম পঞ্চায়েত ভিত্তিক একটি করে সামাজিক নিরীক্ষা দল আছে।
১৫. গ্রামের সর্বস্তরের মানুষের সুপরামর্শ প্রকৃপের সৃষ্টি রূপায়ণের জন্য অত্যন্ত গুরুত্বপূর্ণ তাই সংসদ সভা ও গ্রাম সভায় দলে দলে যোগ দিন।

যোগাযোগ করুন : (সোম থেকে শুক্র সকাল ১০ টা - বিকেল ৫ টা)

১৮০০ - ৩৪৫ - ৩২১৫

(জলপাইগুড়ি জেলায় ১০০ দিনের কাজের একটি কর-মুক্ত টেলিফোন পরিসেবা)

সৌজন্যে : জেলা এম.জি.এন.আর.ই.জি.এস. সেল, জলপাইগুড়ি

